



# MULTI-FUNCTIONAL DENTAL SCANNER

Enhanced Software:  
Faster Scanning & Superior Post-Processing





UP3D is a high tech company and the few companies in the world that are capable of developing a full dental CAD/CAM solution including software and hardware, from scanning, designing, to milling.

UP3D remains dedicated to our customers' requirements for training and support as well as for innovative, high-quality products that perform reliably. We have native technical support to deal with any after-sales problems to ensure that you can use our products happily.

# Becoming the Global Leader in an Exceptional Digital Dental Ecosystem

**120+**

Countries and regions served

**11,000+**

Equipment installations worldwide

**200+**

R&D engineers

**35%+**

High investment in R&D

# The Ultimate Scanner Expert for Dental Laboratories

**UP560** - The UP560, independently developed by UP3D, is a high-precision unsectioned scanner featuring dual 2-megapixel high-definition cameras. It supports multi-angle and multi-path scanning, catering to a diverse range of restoration needs including orthodontics, veneers, and unsectioned models. Moreover, the UP560 comes with a fully upgraded software package, delivering faster scanning speeds and enhanced post-processing capabilities. Processing done in background, virtual articulator transfer, and a suite of editing tools significantly boost scanning and workflow efficiency. Features such as quick bite scans further refine the scanning process, ensuring a superior user experience.



# UNLEASH DENTAL CREATIVITY



## Multifunctional Unsectioned Scanning Meet Diverse Restoration Needs

Building on the international debut of unsectioned scanning technology, the UP560 is equipped with dual 2-million-pixel high-precision cameras, offering multi-angle and multi-path scanning capabilities. This allows for broader capture areas and precise scanning in narrow spaces, meeting the high demands for data accuracy, speed, and completeness in orthodontic, veneer, and unsectioned model scanning.

### Applications



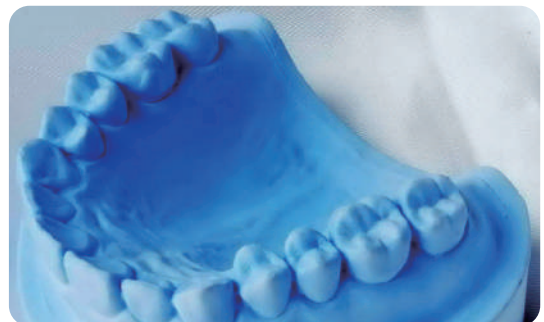
Implant Bridges



Articulator



Impressions



Unsectioned Models



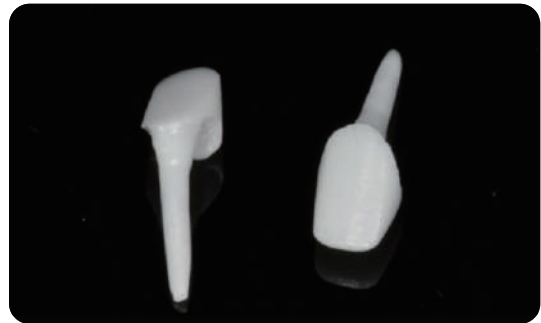
ALL IN ONE



Dies



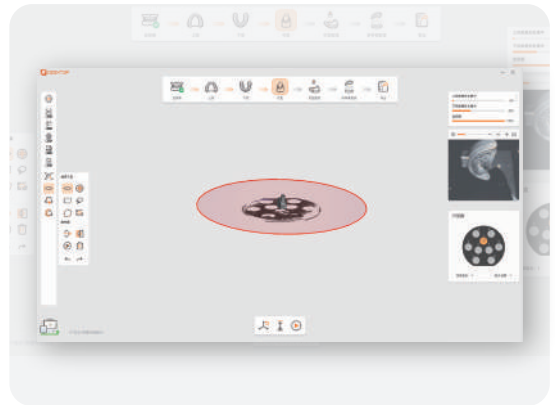
Textures



Posts and Cores

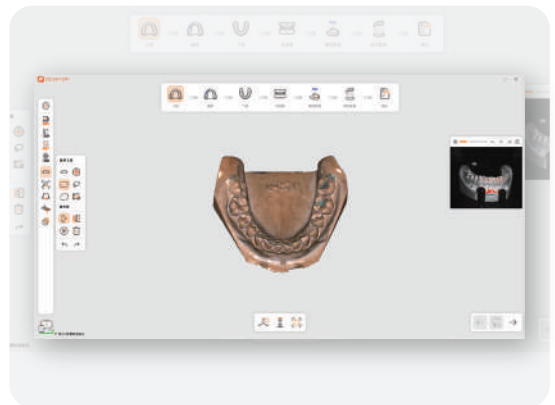
### 01. Processing Done in Background Efficient, Uninterrupted Scanning

Scanning operations can proceed without waiting for current case data processing, allowing immediate continuation to the next scanning step. Data is automatically processed in the background, enabling non-stop scanning, saving time, and significantly improving scanning efficiency.



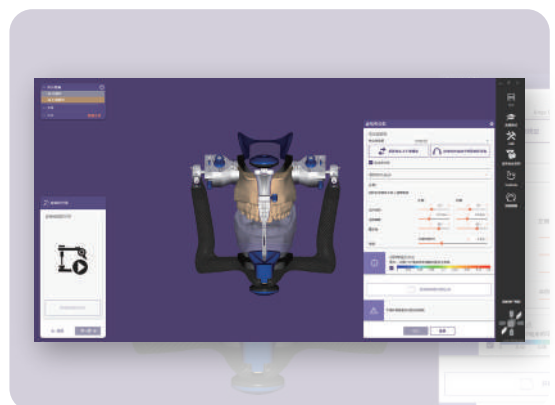
### 02. No White Balance Calibration Needed Streamlined True Color Scanning Process

Eliminating the white balance calibration step simplifies the process to a one-click initiation of true color scanning. Instantly capture the texture and hand-drawn markers on plaster models with high fidelity, effectively reducing cumbersome steps.



### 03. Virtual Articulator Transfer Minimizes Time for Jaw Adjustment

The virtual articulator transfer feature directly transmits scan data to exocad to simulate jaw movement, allowing for a quick and accurate capture of the jaw's motion path. This saves time on subsequent jaw adjustments, streamlines the design process, and enhances workflow.






## 04. Rapid Occlusal Scan Instant Data Capture

Simplify operations with a quick squeeze for occlusion, achieving a rapid 3-second scan of the occlusal relationship and precisely capturing .



## 05. Diverse Editing Tools Lighten the Load, Boost Efficiency

Equipped with a variety of editing tools ranging from implant data replacement to model detail optimization, gingival edge editing, 2D cross-sectional data viewing, and tools for filling holes and selecting areas. These tools support users in optimizing their digital workflow, enhancing work efficiency, and reducing operational burden.



# Technical Specifications

## GENERAL


Dimensions	285 x 300 x 556 mm
Weight	10 kg
Accuracy	8 micrometers
Projection	Custom blue light, supports multi-color scanning
Interface	USB 3.0
Output Format	STL, UM, PLY, OBJ
Power Supply	AC110-240V, 50Hz
Axis	2-axis
Texture Mode	Point cloud coloring
Structure Mode	Open
Feature	Unsectioned model scanning
Scanning Method	Non-contact blue light scanning





 [www.up3ds.com](http://www.up3ds.com)

 [info@up3d.cn](mailto:info@up3d.cn)

 0755-26983202

**Becoming the Global  
Leader in an Exceptional  
Digital Dental Ecosystem**